

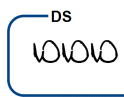

RAILROAD COMMISSION OF TEXAS

CHRISTI CRADDICK, *CHAIRMAN*
WAYNE CHRISTIAN, *COMMISSIONER*
JIM WRIGHT, *COMMISSIONER*

INTERNAL
OIL AND GAS DIVISION
CLAY WOODUL
ASSISTANT DIRECTOR, FIELD OPERATIONS

MEMORANDUM

TO: Chairman Christi Craddick
Commissioner Wayne Christian
Commissioner Jim Wright

THROUGH: Wei Wang, Executive Director ^{DS} 
Danny Sorrells, Assistant Executive Director ^{DS} 
Director, Oil and Gas Division

FROM: Clay Woodul, Assistant Director
Field Operations

DATE: October 24, 2023

SUBJECT: Oil Field Cleanup Program Quarterly Status Report, Fiscal Year 2023, 4th Quarter

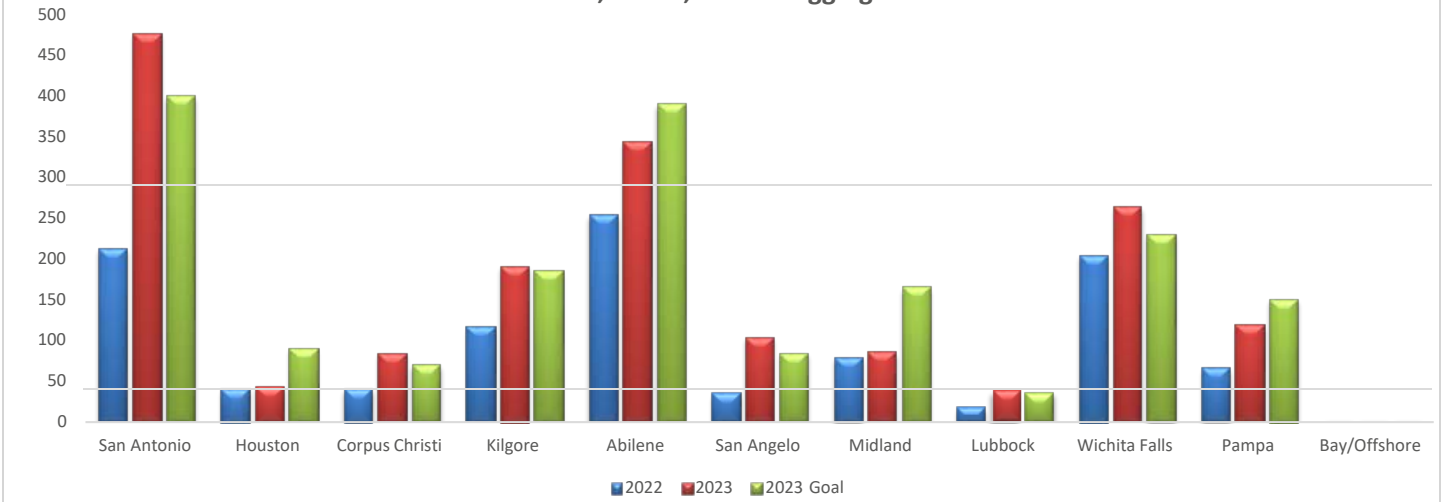
Well Plugging: The 4th quarter performance for State-Managed Plugging includes 393 wells plugged with a total expenditure of \$10,609,834 using Oil and Gas Regulation and Cleanup (OGRC) funds. 126 wells were plugged with a total expenditure of \$5,558,854 using Infrastructure Investment and Jobs Act (IIJA) Federal grant funds. This includes wells that have been physically plugged, invoiced by the plugging contractor, and approved for payment by Field Operations. Additionally, during the 4th quarter Field Operations approved 429 wells for plugging. A total of 1754 wells were physically plugged through the end of the 4th quarter, of which, 1750 have been invoiced and paid. The actual wells plugged and expenditure by district for fiscal years 2022 and 2023 and the well plugging goals by district for fiscal year 2023 are shown on the attached graphs. The fiscal year 2023 budget was \$55,140,824 which consists of \$28,850,000 in OGRC funds, \$1,873,000 for the federal NPS Big Thicket project, and \$24,417,824 in IIJA grant funds.

Site Remediation: The 4th quarter performance for Site Remediation includes 64 cleanup activities completed with a total expenditure of \$7,019,680.25 using OGRC funds, 3 completed with a total expenditure of \$57,685.20 using Brownfield 128a Grant funds, and 2 completed with a total expenditure of \$90,766.34 using IIJA Federal grant funds for Brownfield activities. Additionally, during the 4th quarter 22 cleanup activities were authorized for cleanup with State funds. Through the end of the 4th quarter, Site Remediation has completed and formally closed a total of 239 cleanup activities of which 234 were completed using OGRC funds, 3 were completed using Brownfield 128a Grant funds, and 2 completed using IIJA Federal grant funds. The actual remediation activities and expenditure by district for fiscal years 2022, and 2023 and the goals for the Site Remediation activities by district for fiscal year 2023 are shown on the attached graphs. The fiscal year 2023 budget was \$11,865,000 which consists of \$11,650,000 in OGRC funds, \$60,000 in Brownfield 128a grant funds, and \$155,000 in IIJA grant funds.

WKM
Attachments:

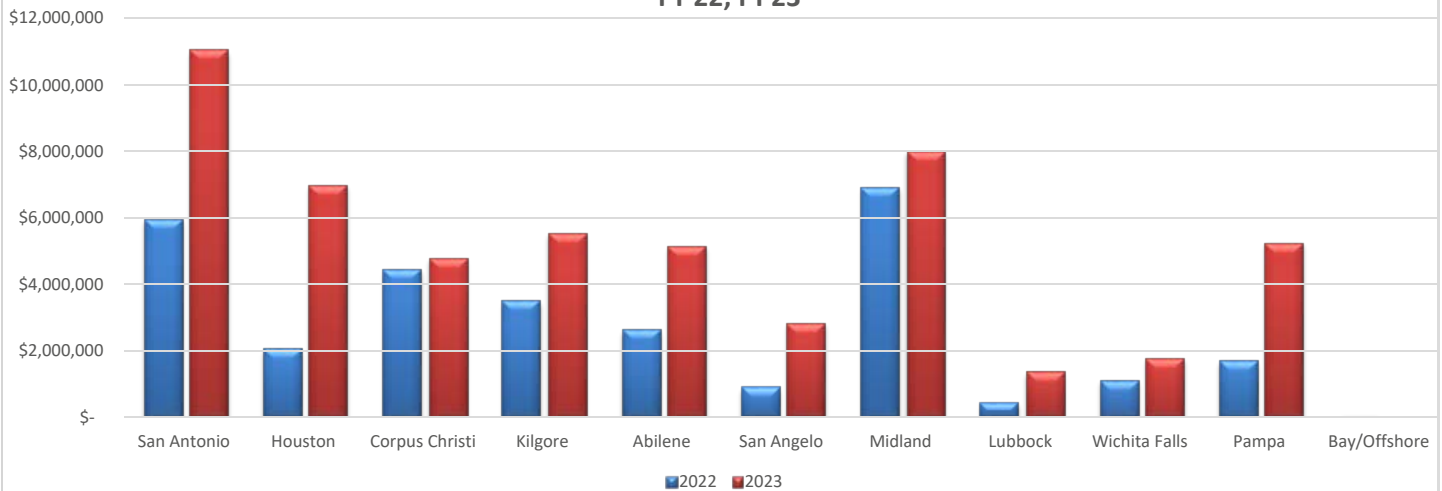
cc Wei Wang, Executive Director
Danny Sorrells, Director, Oil & Gas Division
Peter G. Pope, P.G., Manager, Site Remediation

**Oil Field Cleanup Program
State Managed Plugging
4th Quarter FY 2023
Wells Plugged
FY 22 , FY 23 , FY 23 Plugging Goal**

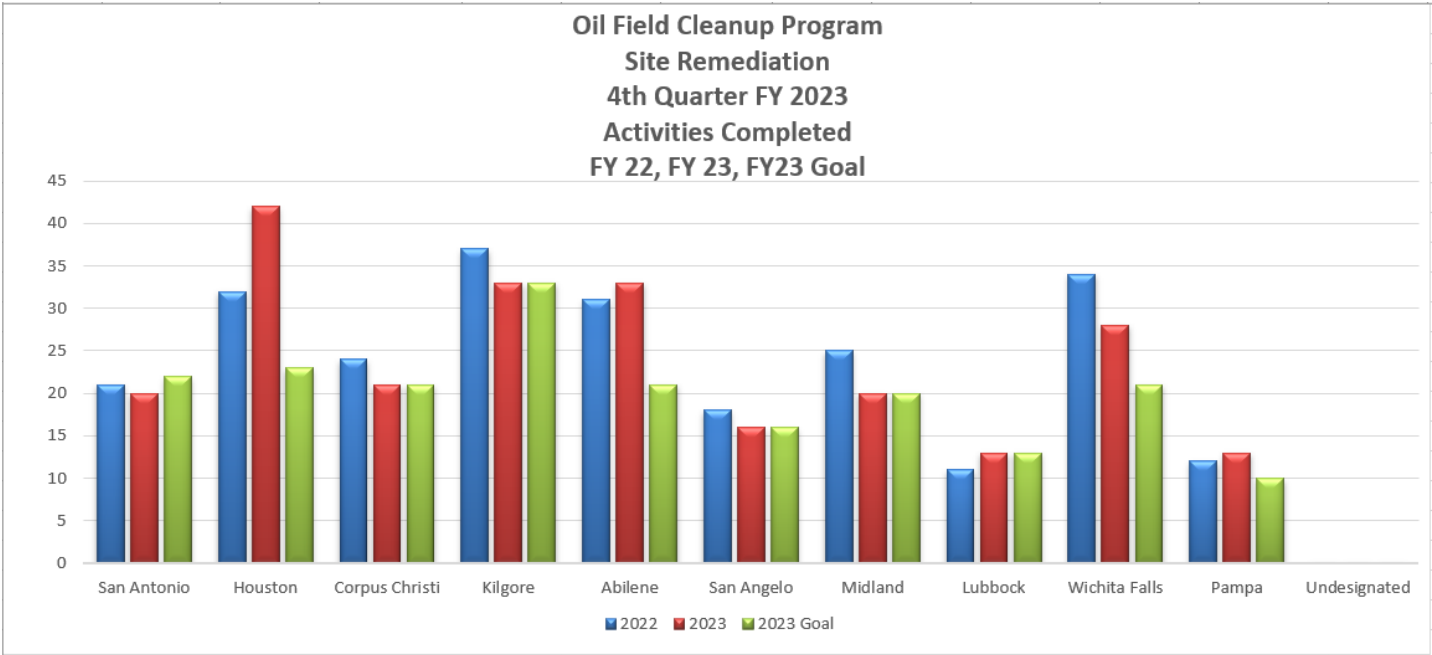


	San Antonio	Houston	Corpus Christi	Kilgore	Abilene	San Angelo	Midland	Lubbock	Wichita Falls	Pampa	Bay/Offshore	Total
2022	212	41	41	117	254	35	79	18	205	66	0	1,453
2023	476	44	85	191	344	104	86	38	264	118	0	1,750
2023 Goal	400	90	70	185	390	85	165	35	230	150	0	1,800

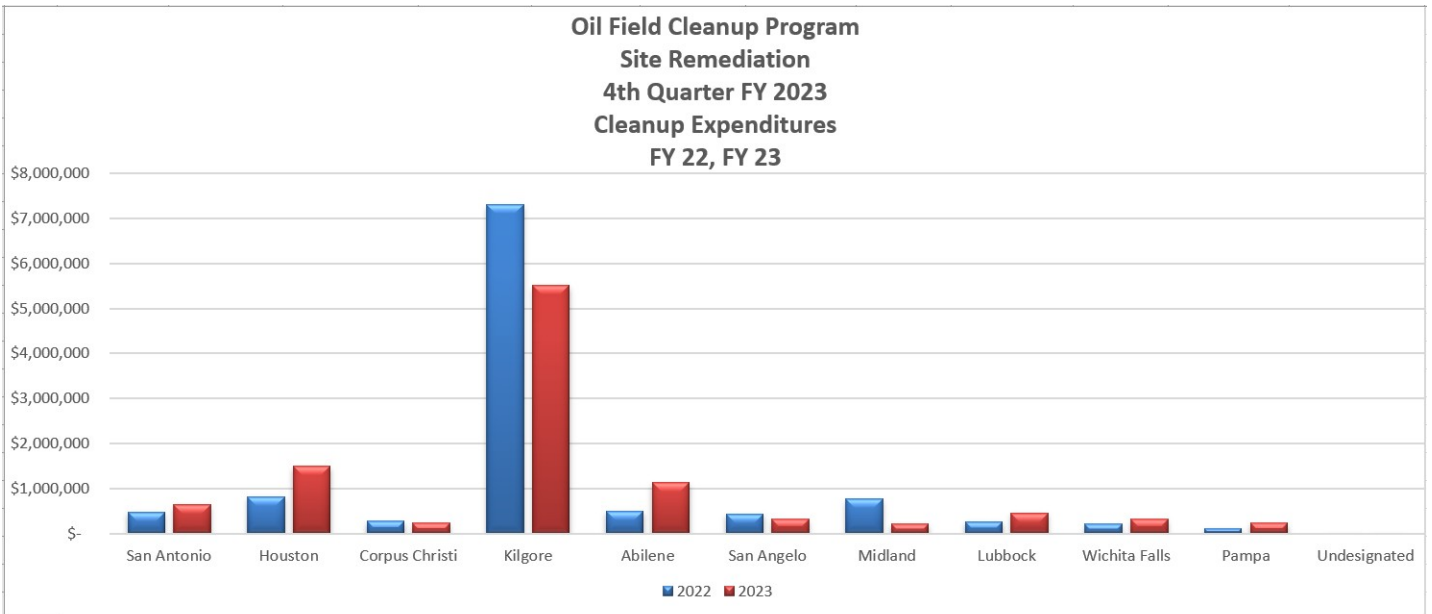
**Oil Field Cleanup Program
State Managed Plugging
4th Quarter FY 2023
Plugging Expenditures
FY 22, FY 23**



	San Antonio	Houston	Corpus Christi	Kilgore	Abilene	San Angelo	Midland	Lubbock	Wichita Falls	Pampa	Bay/Offshore	Total
2022	\$ 5,932,409	\$ 2,043,677	\$ 4,441,349	\$ 3,503,744	\$ 2,621,620	\$ 878,789	\$ 6,913,152	\$ 443,001	\$ 1,089,386	\$ 1,673,563	\$ -	29,540,691
2023	\$ 11,022,295	\$ 6,955,001	\$ 4,768,607	\$ 5,511,800	\$ 5,152,185	\$ 2,819,264	\$ 7,973,292	\$ 1,349,383	\$ 1,753,133	\$ 5,235,856	\$ -	52,540,815



	San Antonio	Houston	Corpus Christi	Kilgore	Abilene	San Angelo	Midland	Lubbock	Wichita Falls	Pampa	Undesignated	Total
2022	21	32	24	37	31	18	25	11	34	12	0	245
2023	20	42	21	33	33	16	20	13	28	13	0	239
2023 Goal	22	23	21	33	21	16	20	13	21	10	0	200



	San Antonio	Houston	Corpus Christi	Kilgore	Abilene	San Angelo	Midland	Lubbock	Wichita Falls	Pampa	Undesignated	Total
2022	\$ 476,376	\$ 824,409	\$ 273,416	\$ 7,303,867	\$ 505,249	\$ 440,304	\$ 768,061	\$ 270,328	\$ 215,310	\$ 116,903	\$ -	\$ 11,194,223
2023	\$ 642,786	\$ 1,494,602	\$ 237,048	\$ 5,505,563	\$ 1,133,550	\$ 321,356	\$ 217,312	\$ 453,500	\$ 320,932	\$ 239,437	\$ -	\$ 10,566,086