

# RAILROAD COMMISSION OF TEXAS

CHRISTI CRADDICK, *CHAIRMAN*  
WAYNE CHRISTIAN, *COMMISSIONER*  
JIM WRIGHT, *COMMISSIONER*

**INTERNAL**  
OIL AND GAS DIVISION  
CLAY WOODUL  
ASSISTANT DIRECTOR, FIELD OPERATIONS

## MEMORANDUM

TO: Chairman Christi Craddick  
Commissioner Wayne Christian  
Commissioner Jim Wright

THROUGH: Wei Wang, Executive Director <sup>DS</sup> *WOWO*  
Danny Sorrells, Assistant Executive Director <sup>DS</sup> *DS*  
Director, Oil and Gas Division

FROM: Clay Woodul, Assistant Director <sup>DS</sup> *CW*  
Field Operations

DATE: March 30, 2021

SUBJECT: Oil Field Cleanup Program Quarterly Status Report, Fiscal Year 2021, 2nd Quarter

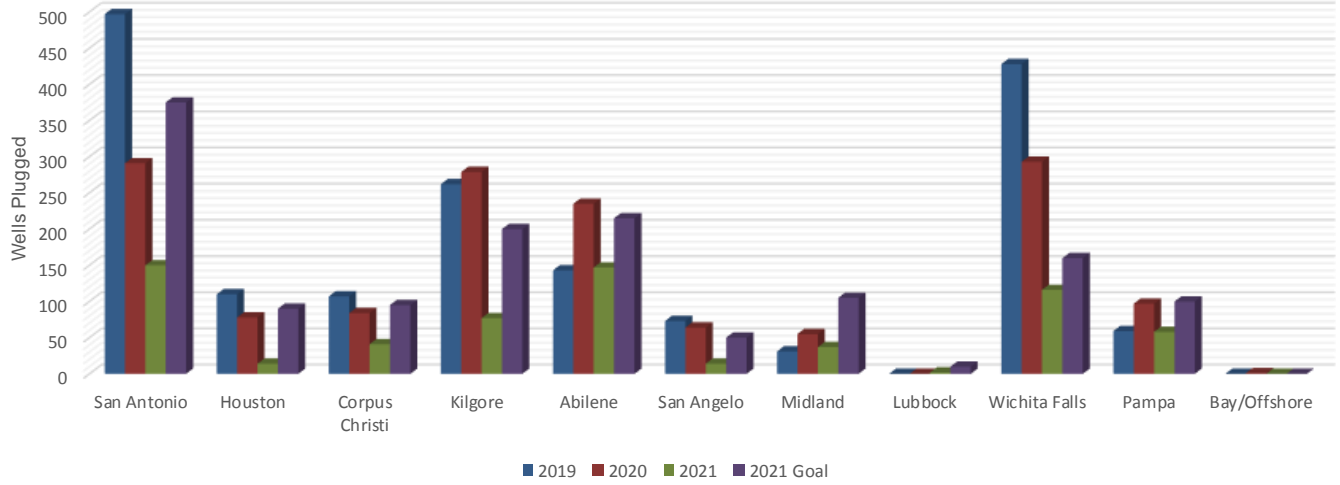
**Well Plugging:** The 2nd quarter performance for State-Managed Plugging includes 383 wells plugged with a total expenditure of \$7,683,547.42 using Oil and Gas Regulation and Cleanup (OGRC) and General Revenue funds. This includes wells that have been physically plugged, invoiced by the plugging contractor, and approved for payment by Field Operations. Additionally, during the 2nd quarter, 320 wells were approved for plugging with State funds. A total of 859 wells were physically plugged through the end of the 2nd quarter, of which, 656 have been invoiced and paid. The actual wells plugged and expenditure by district for fiscal years 2019, 2020 and 2021 and the well plugging goals and budgets by district for fiscal year 2021 are shown on the attached graphs. The fiscal year 2021 budget is \$34,550,000.

**Site Remediation:** The 2nd quarter performance for Site Remediation includes 50 cleanup activities completed with a total expenditure of \$509,949.20 using OGRC funds and one cleanup activity completed with total expenditures of \$5,845.58 using grant funds. Additionally, during the 2nd quarter 106 cleanup activities were authorized for cleanup with State funds. Through the end of the 2nd quarter, Site Remediation has completed and formally closed a total of 88 cleanup activities using OGRC funds and 1 activity with Grant Funds for a total of 89 completed activities. The actual remediation activities and expenditure by district for fiscal years 2019, 2020, and 2021 and the goals for the Site Remediation activities by district for fiscal year 2021 are shown on the attached graphs. The fiscal year 2021 budget is \$13,807,580.30.

KCW  
Attachments:

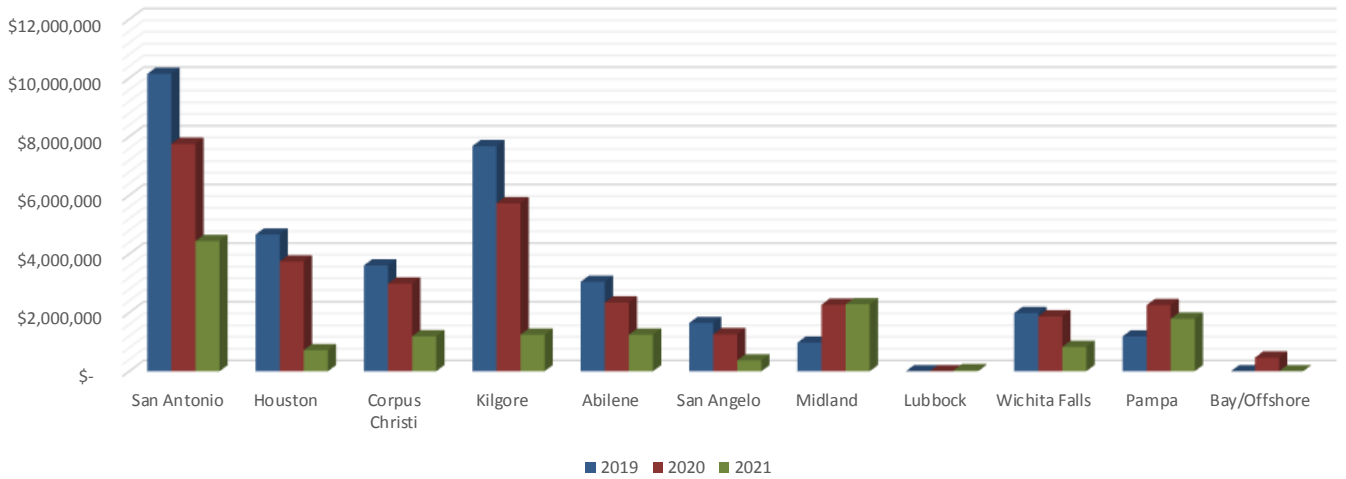
cc Wei Wang, Executive Director  
Danny Sorrells, Director, Oil & Gas Division  
Peter G. Pope, P.G., Manager, Site Remediation

**Field Operations/Well Plugging  
Oil Field Cleanup Program  
2nd Quarter FY 2021  
Wells Plugged  
FY 19 Actual, FY 20 Actual, FY 21 Actual, FY 21 Plugging Goal**



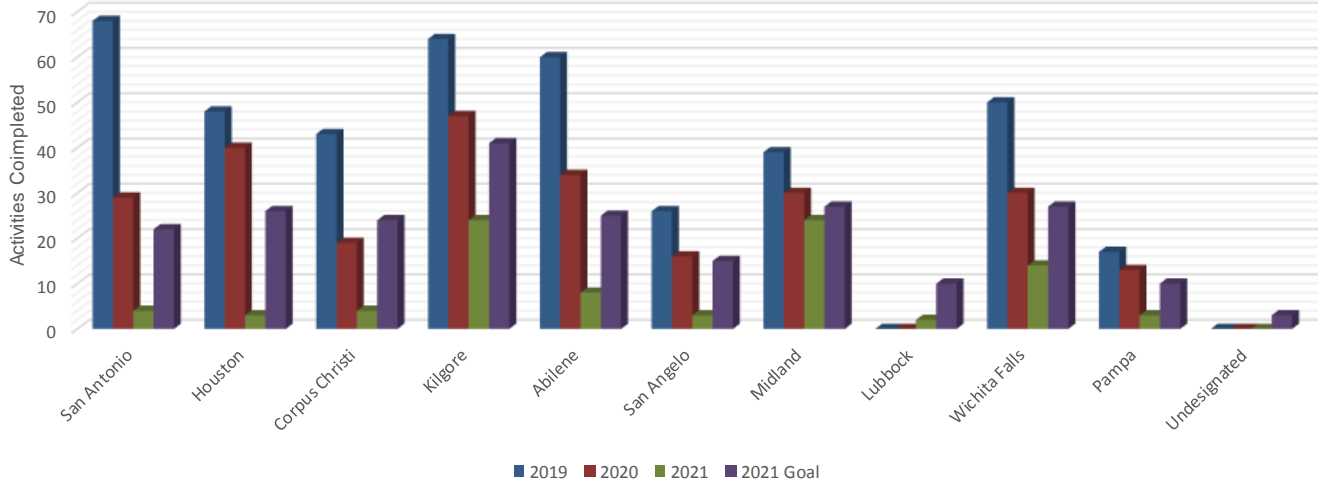
	San Antonio	Houston	Corpus Christi	Kilgore	Abilene	San Angelo	Midland	Lubbock	Wichita Falls	Pampa	Bay/Offshore	Total
<b>2019</b>	497	110	107	262	143	73	31	0	428	59	0	1,710
<b>2020</b>	291	78	84	279	235	64	55	0	293	97	1	1,477
<b>2021</b>	150	14	41	77	147	14	37	2	116	58	0	656
<b>2021 Goal</b>	375	90	95	200	215	50	105	10	160	100	0	1,400

**Field Operations/Well Plugging  
Oil Field Cleanup Program  
2nd Quarter FY 2021  
Plugging Expenditures  
FY 19 Actual, FY 20 Actual, FY 21 Actual**



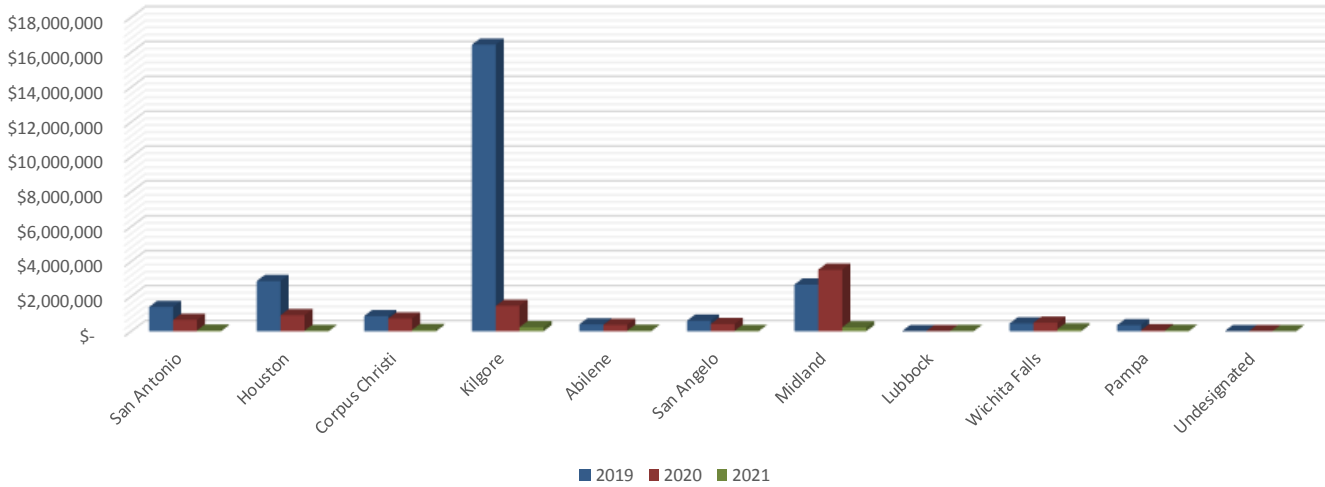
	San Antonio	Houston	Corpus Christi	Kilgore	Abilene	San Angelo	Midland	Lubbock	Wichita Falls	Pampa	Bay/Offshore	Total
<b>2019</b>	\$10,144,871	\$4,663,341	\$ 3,609,920	\$7,677,324	\$3,049,846	\$1,643,641	\$ 978,472	\$ -	\$ 1,988,958	\$1,186,538	\$ -	34,942,911
<b>2020</b>	\$ 7,756,313	\$3,745,634	\$ 2,991,893	\$5,733,525	\$2,346,967	\$1,263,536	\$2,270,225	\$ -	\$ 1,871,546	\$2,255,940	\$ 465,364	30,700,942
<b>2021</b>	\$ 4,441,418	\$ 717,845	\$ 1,191,102	\$1,245,310	\$1,248,868	\$ 368,852	\$2,283,365	\$ 39,712	\$ 832,412	\$1,792,106	\$ -	14,160,989

**Site Remediation  
Oil Field Cleanup Program  
2nd Quarter FY 2021  
Activities Completed  
FY19 Actual, FY20 Actual, FY21 Actual, FY21 Goal**



	San Antonio	Houston	Corpus Christi	Kilgore	Abilene	San Angelo	Midland	Lubbock	Wichita Falls	Pampa	Undesignated	Total
<b>2019</b>	68	48	43	64	60	26	39	0	50	17	0	415
<b>2020</b>	29	40	19	47	34	16	30	0	30	13	0	258
<b>2021</b>	4	3	4	24	8	3	24	2	14	3	0	89
<b>2021 Goal</b>	22	26	24	41	25	15	27	10	27	10	3	230

**Site Remediation  
Oil Field Cleanup Program  
2nd Quarter FY 2021  
Cleanup Expenditures  
FY 19 Actual, FY 20 Actual, FY 21 Actual**



	San Antonio	Houston	Corpus Christi	Kilgore	Abilene	San Angelo	Midland	Lubbock	Wichita Falls	Pampa	Undesignated	Total
<b>2019</b>	\$ 1,393,443	\$2,881,457	\$ 869,979	\$16,436,316	\$394,704	\$ 601,286	\$2,677,616	\$ -	\$ 448,824	\$349,689	\$ -	\$ 26,053,314
<b>2020</b>	\$ 649,963	\$ 920,498	\$ 728,001	\$ 1,455,227	\$366,017	\$ 417,384	\$3,528,903	\$ -	\$ 486,928	\$ 64,845	\$ -	\$ 8,617,766
<b>2021</b>	\$ 43,787	\$ 21,869	\$ 78,081	\$ 230,423	\$ 26,927	\$ 20,043	\$ 224,876	\$ 12,472	\$ 109,440	\$ 32,837	\$ -	\$ 800,754